

home *style*

SURFACE PARADISE
Clever cornices for rooms with style

DESIGNER
DETAILS
Small ideas with
big impact

WALL-TO-WALL
WONDERS
Skirting board matches
made in heaven



20 pages of inspirational cornice styles >
lounge | dining | bedroom | kid's room | home office

GYPROCK[™]
Everything else is just plasterboard

CSR

A warm welcome

As the editor of *Belle* magazine and a judge on Nine's renovation reality series *The Block*, I see more than my fair share of beautiful homes. And with four series of the top-rating show under my belt and a fifth one in the pipeline, my eye for good design has never been sharper! It's fair to say, too, that when you are creating your perfect room, the devil really is in the detail: choosing the perfect shade of white or grey or deciding whether or not to add that pop of bright colour; determining which size of rug will work (when in doubt, go larger); whether to opt for blinds or curtains and, of course, selecting the right Gyprock cornice. These are the details that can transform a blank canvas into a winning room. Or, as we love to say on the show, the details that create the Wow Factor!

Decorating trends come and go, but quality and good design are timeless. The most modern interiors are those that blend old with new, classic with contemporary. A modern Gyprock cornice can look amazing in a classic setting. Likewise, a traditional cornice can add personality and a sense of heritage to a modern room. People often ask me what the latest trend is, and my answer is – confidence! There's never been a better time to throw out the rule book and mix it all up. Get the basics right, create that 'blank canvas' we talk about on *The Block* (ceilings, cornices, walls, floors) and then add the things you love. It's your home for living your life. Enjoy it.



Neale Whitaker

GYPROCK

Everything else is just plasterboard

GYPROCK.COM.AU

CONTENTS

Style file

- 4** Your essential guide to choosing the ideal cornice for every space.

Modern living

- 6** The perfect cornice to help you pull off a retro-inspired room.
- 8** Sleep easy with a simple cornice that completes a chic bedroom.
- 10** A tasteful cornice helps to create a dining area where guests love to linger.
- 12** An elegant cornice makes easy work of an industrial office space.
- 14** Modernise an Art Deco room with a contemporary cornice.

Bright spark

- 16** A colourful cornice is just one of the big design ideas for a little one's room.

Seeing is believing

- 18** Our interactive room visualiser will help you choose the perfect cornice.

Win!

- 19** Show us your creative style to share in \$6000 worth of prizes.





ALTO

TRIO

SYMPHONY

COVE

ARIA

TEMPO

CONCERTO

GET THE BASICS RIGHT:
CREATE YOUR **BLANK**
CANVAS THEN ADD THE
THINGS **YOU LOVE.**

HOW TO CORNICE

There are no hard and fast design rules to follow when choosing a suitable cornice, but selecting a style that complements other interior elements will help bring the whole space together. A cornice with clean geometric lines offsets a contemporary room, while a cornice with formal curves looks right at home among period or Art Deco-inspired interiors. Here's how to find your perfect cornice match.

GYPROCK ALTO™

Gyprock Alto is the perfect choice for a contemporary living space or bedroom – it's stylish yet unobtrusive. A clever 10mm step along the ceiling edge creates a crisp shadow that perfectly complements a modern designer space. The 90mm profile delivers a simple and striking presence to any room.

GYPROCK ARIA™

A compact 75mm cornice, Aria echoes contemporary architecture at its best. The smooth, streamlined profile of Aria is perfect for spaces that define contemporary elegance. This timeless cornice design never goes out of style.

DID YOU KNOW...

Creating a sense of flow in the house is part and parcel of clever interior design. Choosing cornices throughout the home that complement each other is a smart way to create variations on a modern theme. Gyprock Aria and Gyprock Alto make stylish partners.

GYPROCK™ TRIO

A three-step design and a compact 75mm profile makes Gyprock Trio a refreshing

modern feature in any room. Its symmetrical lines suit all ceiling heights and it's ideal for open-plan areas as well as smaller spaces. Gyprock Trio looks right at home in ultra modern spaces, but it's also a subtle way to update a more traditional home. Installing a Trio cornice is a simple way to add a clever design contrast and balance classic and contemporary elements.

GYPROCK TEMPO™

Strong lines and clean surfaces make Gyprock Tempo a popular choice for contemporary interiors that require a crisp designer edge in every element of the room. Tempo's multiple shadow lines and 90mm profile enhance the sense of space in a modern home and is ideal for open-plan living.

GYPROCK SYMPHONY™

Inspired by European master craftsmen, Gyprock Symphony hits all the right notes with its timeless design. More traditional in style, this 75mm cornice combines a strong shadow line and multi-dimensional curves to create an attractive wave effect.

The softer curves of the Symphony cornice makes it ideal for rooms that have lower ceilings. If elegance defines your space, Symphony is the cornice for you.

GYPROCK CONCERTO™

One of the most versatile designs in the range, Concerto's smooth curves, distinctive lines and sharp centre step make this 90mm cornice the ideal way to introduce a more formal style into a bedroom or living space.

The dramatic shadowing effect it creates changes the mood of the room at various times of the day – by the evening, you will see a delightful shadow on the Concerto cornice that instantly adds depth of character to the room.

DID YOU KNOW...

Concerto, Alto and Symphony have a unique design advantage over other cornice styles – they can be installed reversed towards the ceiling, which creates a whole new look. Reversing the installation in some rooms is a clever way to create subtle variation in style throughout the home.

GYPROCK™ COVE

Gyprock Cove has long been the standard cornice choice for Australian home builders thanks to its functional profile. Available in three profile sizes (55mm, 75mm and 90mm), its simple lines allow focal interior elements to shine.

MOD SQUAD

Set the scene for a retro-inspired room with the sleek lines of the **Gyprock Alto** cornice – the perfect backdrop for bold furnishings to take centre stage.



THIS IS LIVING

CORNICE STYLE

Your living area should reflect your personality in every detail. Enhance the sense of contemporary open-plan living with a modern cornice such as Gyprock Alto.

INTERIOR DESIGN

A simple cornice in a neutral colour, such as Dulux Lexicon Half, against a light green wall in Dulux Aida creates the perfect background to show off retro-inspired furnishings.



PERFECT PARTNERS

- + Modern skirting boards and architraves (we used Heritage York) best match the contemporary lines of the Alto cornice.
- + A mid-century design side-table, such as the IKEA Stockholm in white/golden-brown, and a Cote D'Azur print from Picture Store play to the retro theme.
- + Clever lighting with sleek steel lamps instantly adds subtle style to a room.



stylist tip...

Stylish modern living means carefully balancing every interior element. Match your Gyprock Alto cornice with modern architraves and skirting boards.



wish list

Soft furnishings are an easy way to add a pop of colour on the lounge. Mix bright colours and retro-inspired black and white patterns to instantly create a warm, welcoming style. We love the Alpine cushion in mustard and Casper cushion in black/cream, both from Freedom.

DESIGNER DETAILS

The devil is in the detail – small design features, such as these ultra mod Gainsborough G2 Angular door handles in satin chrome, help to create visual harmony in a retro-inspired living space.



GYPROCK ALTO™

Gyprock Alto is the perfect choice for a contemporary living space. A clever 10mm step along the ceiling edge creates a crisp shadow that quietly complements modern decor.



SWEET DREAMS

The simple lines of the **Gyprock Aria** cornice help create an inviting sanctuary for drifting off into a deep slumber.



THIS IS LIVING

CORNICE STYLE

A bedroom should be your sanctuary, a place to retreat at the end of the day. Soft, clean lines and unobtrusive details, such as the Gyprock Aria cornice, will help you create the bedroom of your dreams.

INTERIOR DESIGN

Create a sense of serenity by choosing simple architectural features, such as a slimline cornice painted in Dulux Lexicon Half, and calm wall colours, like Dulux Stepney. To create a sense of flow throughout the house, choose a cornice in the bedroom that complements those in the living areas. Gyprock Aria and Gyprock Alto are a clever variation on a modern theme.

stylist tip...

Add a touch of whimsy by mixing and matching bedside tables – they can be totally different or, if you don't want them to be the focal point of the room, stick to a similar shape or colour.

DESIGN DETAIL

Fresh flowers in a glass (Sapphire Bottle in Blush) add a relaxed, lived-in element to your sleeping quarters. It doesn't need to be a whole bunch, a few stems will do nicely.

SOFT TOUCH

Create a cosy bedroom retreat by adding layers and textures such as these patterned cushions (Clementine floral cushion from Langdon Ltd, and Rowan cushion in black/white from Freedom).
A soft colourful rug adds instant warmth.

PERFECT PARTNERS

- + Simple Heritage Bevel 18 skirting boards match the modern cornice to help create aesthetic harmony.
- + In keeping with the overall sense of serenity, choose door and wardrobe handles with soft, rounded edges, such as Gainsborough G4 Amelia in satin chrome.



Tips & tricks:

Lighting is a key design feature in a bedroom – pendant lights are a great way to keep a modern room clutter-free while still providing a suitable reading light. Hanging lights, rather than having traditional bedside lamps, also helps to create the illusion of space by drawing your eyes upwards. We've used an Espresso cone pendant light in coffee/gold from Beacon Lighting.

GYPROCK ARIA™

A slimline cornice, such as Gyprock Aria, is the perfect choice for a room that exudes a pared-back gracious style, creating a contemporary, warm feel.



DNEY
BOURNE
NBERRA
ELAIDE
ERTH
ARWIN
ISBANE
OBART

FINE DINING

A modern cornice like **Gyprock Tempo** is the key to creating a tasteful dining space that echoes relaxed modern living at its best.



THIS IS LIVING

CORNICE STYLE


Aiming for a casual yet classic interior? Choose architectural features that display subtle elegance – a simple cornice with a small in-step, as showcased in Gyprock Tempo, will visually enhance a modern dining space.

INTERIOR DESIGN

Like the perfect meal, creating a beautiful dining space comes down to carefully balancing individual elements. Start with a neutral coat of paint, such as Dulux Lexicon Half, on the walls and cornices and add personality with a wallpaper feature wall.

DESIGNER DETAIL

Mix and match dining chairs for a relaxed feel – it's as easy as playing with the chair colour at the head and end of the table. We love these striking replica Tolix chairs in white and yellow from Life Interiors (sold separately).



PERFECT PARTNERS

- + The clean lines of this Heritage Bevel 18 skirting board (pictured below) perfectly offset a Tempo cornice.
- + Add to the relaxed vibe with a rug in natural fibres, and add a low-maintenance plant to bring life to the room.



stylist tip...

Hanging the light fitting above the centre of the dining table is not only practical, it adds a focal point to the dining space.

Wallpaper in a lively pattern, such as this Chorus Line 2014 wallpaper, adds the playful finishing touch.

Available at Euro Walls.



wish list

Colourful vases and tableware in citrus hues are an easy way to tie the colour scheme of your dining room together.

GYPROCK TEMPO™

Strong lines and clean surfaces make Gyprock Tempo a popular choice for contemporary interiors. Featuring multiple shadow effects, Gyprock Tempo gives any modern room an attractive crisp designer edge.

CHOOSE A **CORNICE**
THAT IS SUITED TO
LOW CEILINGS – IT WILL
VISUALLY ENLARGE
A SMALL HOME OFFICE
SPACE AND CREATE AN
INSTANT SENSE OF
FORMAL STYLE.



HOME WORK

An elegant cornice, such as **Gyprock Symphony**, sets the tone for a smart office space.

THIS IS LIVING

CORNICE STYLE

Make this your office design motto: functional elegance. An office can be both beautiful and practical if you get the basic elements right – choose a classically crafted cornice and embellish the room with timeless furnishings.

INTERIOR DESIGN

Dark shades on the walls, industrial-style accessories and a formal cornice adds an instant sense of importance to a room. Choose a cornice with multi-dimensional curves, such as Gyprock Symphony, to create an elegant atmosphere in your home office.

stylist tip...

A comfy office chair can be more than just a practical inclusion – choose well and it will be a statement-making conversation piece for years to come. We love the Manhattan chair from Oz Design.



DESIGNER DETAILS

Deck out your home office with accessories that are both practical and stylish.

LIGHT TOUCH

Lamps instantly add a sense of formality to an office space. Try the replica Ferruccio Laviani Bourgie lamp in black from Matt Blatt.

PERFECT PARTNERS

- + Match a Symphony cornice with the elegant Heritage Fife skirting boards and sleek door handles such as Gainsborough G3 Elena in bright chrome.
- + Add contrast by offsetting dark walls in Dulux Sou'Wester with off-white cornices and skirting boards in Dulux Natural White.



Design tip:

Beautiful light fittings, such as this Lab 1Lt pendant from Beacon Lighting, enhance a smart office space. Simple modern lighting and the smooth curves of the Symphony cornice naturally draw the eyes upwards and enhance the sense of height and space in a room – it's a must-have feature if the room has low ceilings.

GYPROCK SYMPHONY™

Inspired by European master craftsmen, Gyprock Symphony combines a strong shadow line and multi-dimensional curves to create an attractive wave effect that adds a striking sense of formality to any room in the house.



credits Nexus desk in black, \$649, Dornayne; Map of Manhattan print, \$449, Freedom; Tivoli Audio Model 1 Bluetooth radio in walnut, \$349, Tazza Mug Tokyo in black, \$36, both Top3 by Design; Vegaz "E" light, \$850, Seletti; Alex drawer unit on castors in black, \$279, Barometer floor lamp, nickel-plated, \$139, both IKEA.

LIVE THIS

A multi-dimensional cornice, such as **Gyprock Trio**, adds a contemporary twist to classic Art Deco design.



THIS IS LIVING

CORNICE STYLE

The trick to pulling off a clever mix of traditional and modern styles is to contrast classic furnishings with modern architectural details, such as cornices, skirting boards and architraves.

INTERIOR DESIGN

Balance is the key to a beautiful home. If the style is predominantly traditional, add a refreshing modern touch by installing a cornice with clean, strong lines.



PERFECT PARTNERS

+ Create visual contrast by painting the Heritage Aylesbury skirting boards in Dulux Black Caviar and keep the cornice and ceiling a neutral shade, such as Dulux Lexicon Half.



SITTING PRETTY

A vintage-inspired armchair in a striking colour creates a strong focal point in the room.

DESIGNER DETAILS

Everything old is new again! Add accessories that merge vintage style with modern high-tech function, such as the Moshi Moshi Pop Retro phone handset in rose gold, from Top3 by Design.




stylist tip...

You don't need to spend a fortune on art to bring character to a room – wallpaper instantly adds personality to your living space. We love the elegant pattern of this Graham & Brown Cinema wallpaper in taupe, available from Wall Candy Wallpaper.

GYPROCK™ TRIO

A contemporary three-step design and a compact 75mm profile makes Gyprock Trio the ideal way to update a traditional home with a subtle modern architectural feature.



wish list

Grouping similar accessories in different sizes is an easy way to create a striking centrepiece on a mantel or coffee table.





COLOUR ME HAPPY

Colourful cornices add a splash of unique character to a whimsical kid's bedroom.

THIS IS LIVING

CORNICE STYLE

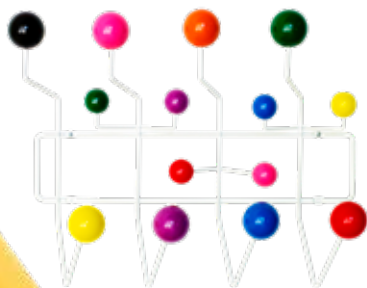
Kids change the way you look at the world – in fact, they might inspire you to turn things upside-down! Install a Gyprock Concerto cornice reversed towards the ceiling and you create a whole new look. The gentle curves of the Concerto make it one of the most adaptable styles in the Gyprock cornice range.

INTERIOR DESIGN

The trick to creating a fun space for kids is to mix grown-up decorative elements with a splash of personality and fun. Relish the chance to experiment with styles and hues – a coat of Dulux Citrus Hit on the cornice against an off-white wall in Dulux Lexicon Half adds a whole new character dimension to the room.

DESIGNER DETAILS

Keep clutter at bay with a bedside table that doubles as a clever storage solution, such as this replica Componibili two-tier cabinet in black from Life Interiors.



WISH LIST

A funky coat rack keeps jackets and bags off the floor.



LIGHT TOUCH

Quirky accessories create an inviting space that kids will enjoy spending time in.



SITTING PRETTY

A brightly coloured chair is both a practical and fun addition to a kid's room.

EASY HANDLE

Go for a basic door handle such as the Gainsborough G2 Precise in satin chrome.



stylist tip:

Kids love colour! This cost-effective wall decoration is easy to make and highlights the colourful cornice feature. Let the kids lend a creative hand in decorating their room – paint the kite shape on the wall in Dulux Water Welt, then cut out some colourful bows and tie them to a short string. Secure on the wall with Blu Tack and your homemade artwork is complete!

GYPROCK CONCERTO™

With its smooth curves and sharp centre step, this 90mm cornice complements any contemporary space.



PERFECT PARTNERS

- + We've painted the Heritage Bullnose skirting board the same shade as the cornice to bring the room's colour scheme together.
- + Think past pink or blue – bright colours create a happy, gender-neutral play space.

SEEING
is believing

SEEING IS BELIEVING

Still unsure which cornice will work best for your style?

Check out our interactive room visualiser and see how your favourite **Gyprock** cornice looks in a variety of room styles with your choice of wall colour, ceiling height and lighting effects.

Then complete the look with a choice of skirting boards, architraves and door handles to get the full effect.

Visit gyprock.com.au/myvisualiser



share your style to **WIN**

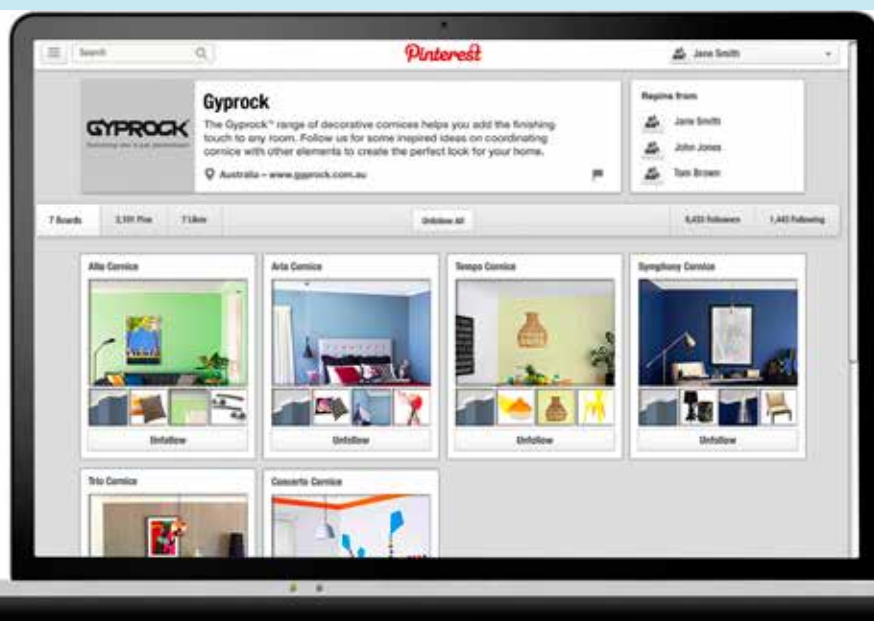
A SHARE OF
\$6000
IN PRIZES

SHARE YOUR HOME STYLE FOR YOUR CHANCE
TO WIN ONE OF 12 \$500 DOMAYNE VOUCHERS

- + Simply register at gyprock.com.au/cornice and follow the link to our Pinterest page.
- + Make sure you are following Gyprock on Pinterest.
- + Start a Pinterest board called My Home Style with Gyprock in the home decor category.
- + Pin the terms and conditions and the image of your favourite Gyprock cornice from any of our cornice boards.
- + Then add at least eight other pins showing your creative style for your dream home.

Every month we'll pick a winner to receive a \$500 gift voucher to spend on furniture and furnishings at Domayne.

Start pinning today!



GYPROCK™

Everything else is just plasterboard



Home theatre solutions

Watch whatever you want without disturbing the rest of the family with superior performance acoustic wall systems featuring Gyprock Soundchek™.

For more information ask your builder or visit gyprock.com.au

Expect more from Gyprock™

see more at gyprock.com.au/homeowners

CSR